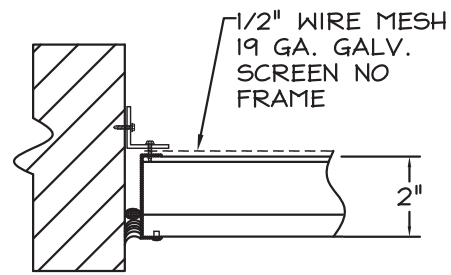


STANDARD CONSTRUCTION

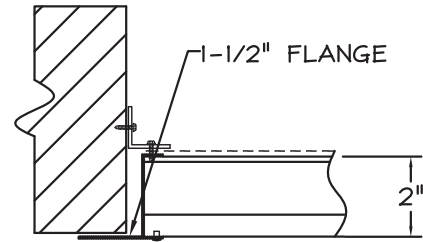
OPTIONAL CONSTRUCTION

STATIONARY GALVANIZED STEEL LOUVER

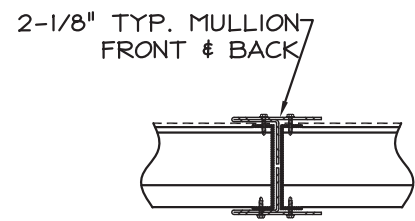
LFD-02/SERIES



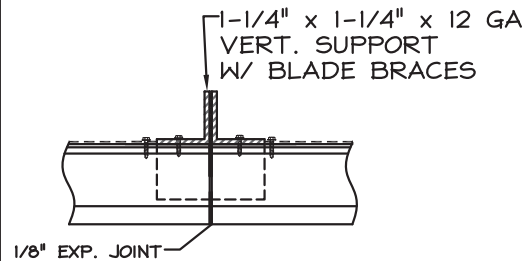
(EXTERIOR)  
BOX FRAME



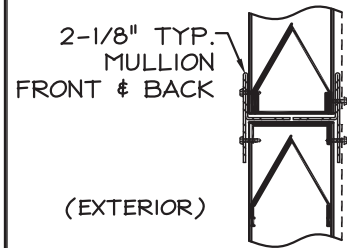
(EXTERIOR)  
FLANGE FRAME



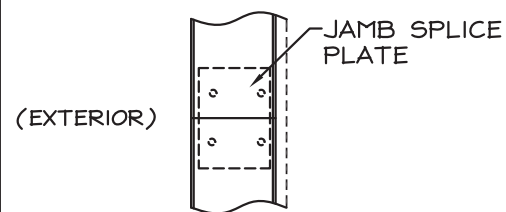
(EXTERIOR)  
VERTICAL VISIBLE MULLION



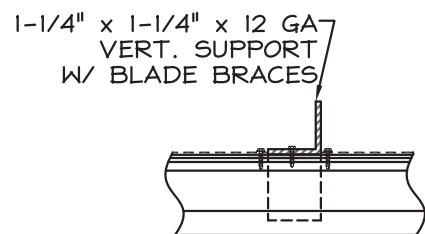
(EXTERIOR)  
VERTICAL INVISIBLE MULLION



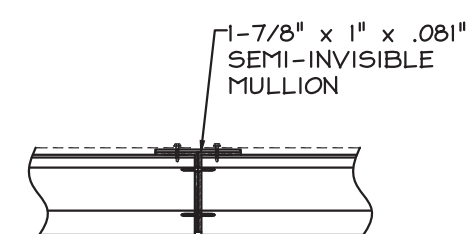
(EXTERIOR)  
HORIZONTAL VISIBLE MULLION



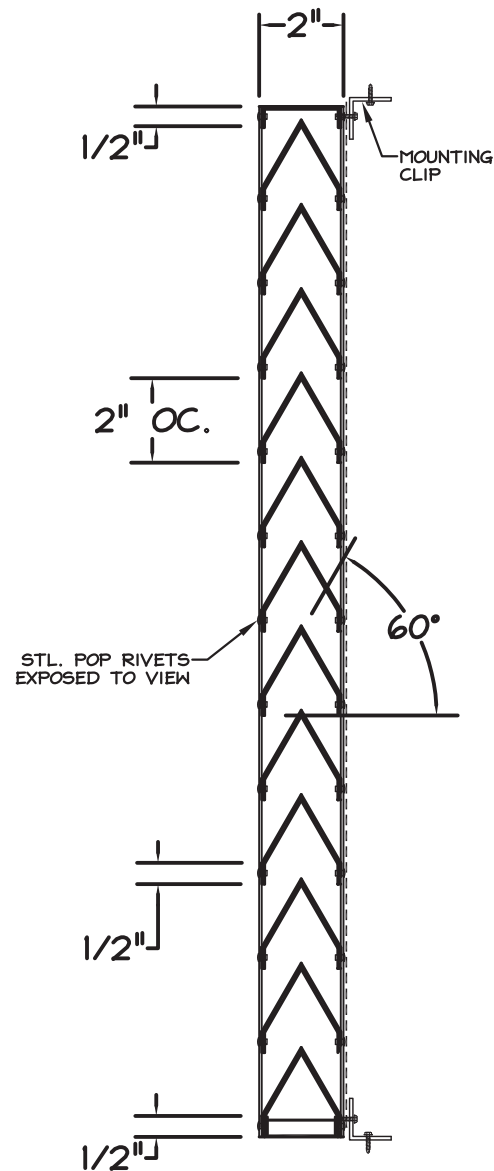
(EXTERIOR)  
HORIZONTAL INVISIBLE MULLION




(EXTERIOR)  
CONTINUOUS BLADE



(EXTERIOR)  
SEMI-INVISIBLE MULLION



VERTICAL SECTION



FRONT ELEVATION

REV.	DESCRIPTION	DATE	BY

STANDARD CONSTRUCTION:  
 FRAME: 20 GAUGE GALVANIZED STEEL  
 BLADES: 20 GAUGE GALVANIZED STEEL  
 FASTENERS: STL. POP RIVETS EXPOSED TO VIEW  
 SCREEN: 1/2" WIRE MESH 19 GAUGE GALVANIZED SCREEN NO FRAME  
 FINISH: MILL

NOTES:  
 1. ALL LOUVERS TO BE FABRICATED 3/8" UNDER LISTED OPENING SIZES UNLESS SPECIFIED "ACTUAL"  
 2. ALL OPENING SIZES TO BE FIELD VERIFIED AND GUARANTEED BY OTHERS PRIOR TO FABRICATION.  
 3. OTHER SURROUNDING FINISHES ARE FOR REFERENCES ONLY AND TO BE SUPPLIED BY OTHERS.

LOUVER SCHEDULE				TAG	QTY	SIZE (WXH)	NOTES
TAG	QTY	SIZE (WXH)	NOTES				

**DOWCO** Products Group  
 1855 SOUTH 54TH AVENUE, CICERO, IL. 60650  
 DEPENDABLE PRODUCTS SINCE 1955

ARCH/ENGR: \_\_\_\_\_ CUSTOMER: \_\_\_\_\_

PROJECT: \_\_\_\_\_ TITLE: LFD-02/SERIES

DATE: \_\_\_\_\_ DRAWN: \_\_\_\_\_

SCALE: 1:1 CHKD: \_\_\_\_\_ DRWG #: \_\_\_\_\_